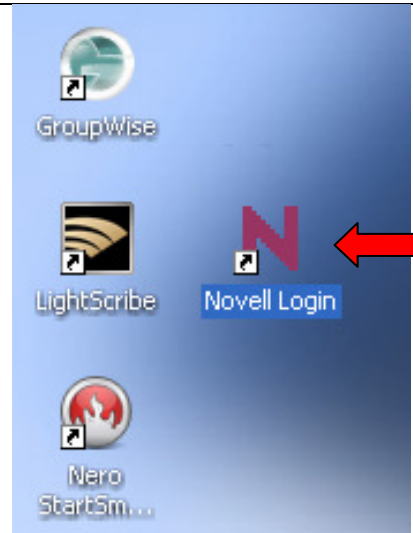


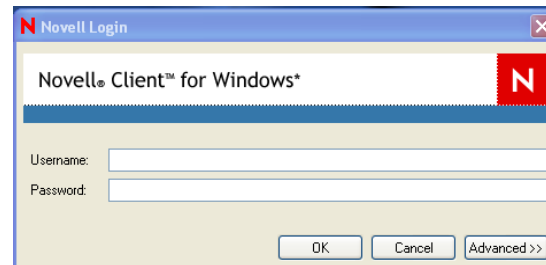
# Novell Log in

Logging into Novell:

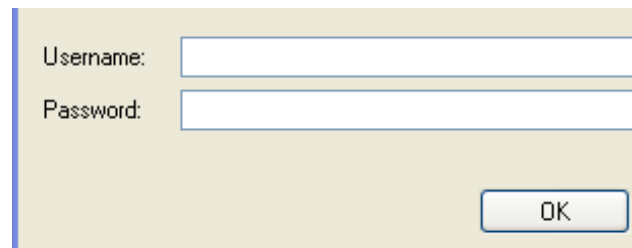
Double click on the “N” icon on the Desktop



The Novell client Window will pop up




Type in your user name  
Press “Tab”  
Type in your password  
Click “OK”



If you do not have the Novell Login on your desktop. Here is another way to access your Novell.



Look for the “N” on the taskbar. The taskbar is located on the bottom right side of your screen.

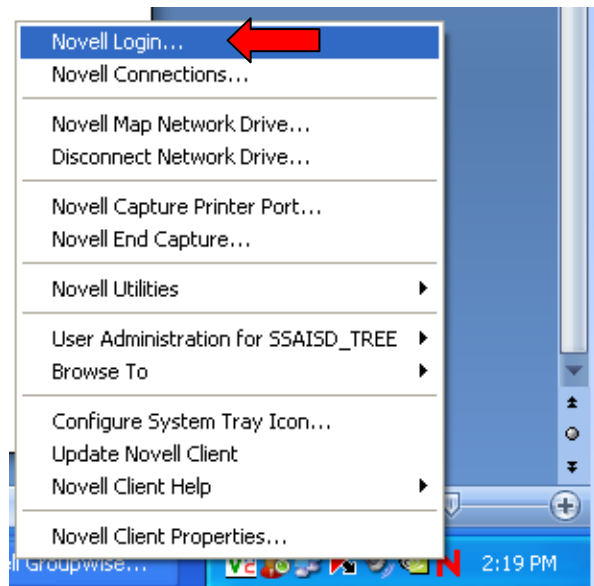


# Novell Log in

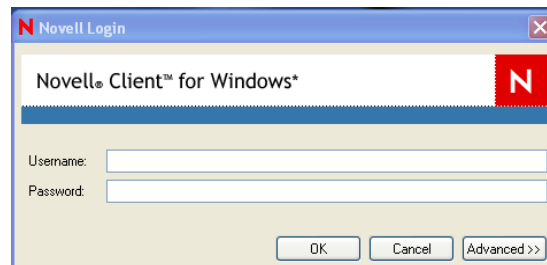
With your mouse, hover over the “N”

Right click.

A window will open up, scroll to the top and click on “Novell Login . . . .”



The Novell client Window will pop up



Type in your user name  
Press “Tab”  
Type in your password  
Click “OK”

